

INPHENIX

Super-Luminescent Light Emitting Diode Device


IPSDD080X (880nm)

Features

- Wide Optical Bandwidth
- Very Low Spectral Ripple
- High Output Power in SM/or PM Fiber

Applications

- Broadband Light Source
- Fiber Optic Sensor (FOS)
- Biomedical Imaging Device
- Optical Coherence Tomography (OCT)



IPSDD0805 – OCT-type SLED Device Specifications

Parameter	Symbol	Min.	Typ.	Max.	Unit
Peak Wavelength	λ_p	870	880	895	nm
3 dB Bandwidth	$\Delta\lambda_{3dB}$		45		nm
Output Power in SM Fiber	P_o		6		mW
Spectral Modulation Depth p-p	Δ			4.5	%
				0.2	dB
Operating Current	I_F		300		mA
Back Facet Monitor	Available upon request				

IPSDD0806 – OCT-type SLED Device Specifications

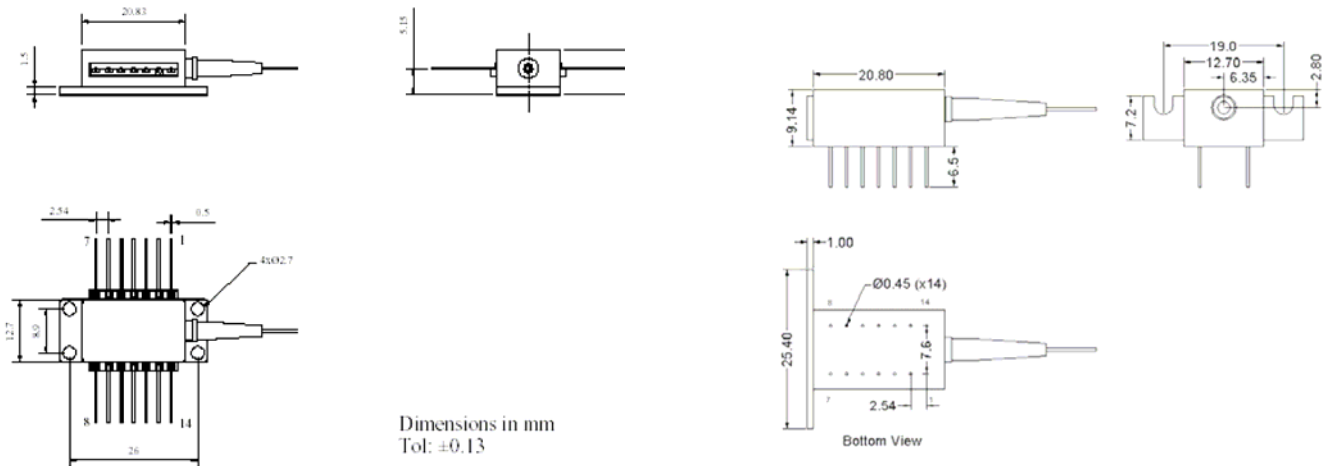
Parameter	Symbol	Min.	Typ.	Max.	Unit
Peak Wavelength	λ_p	870	880	890	nm
3 dB Bandwidth	$\Delta\lambda_{3dB}$		40		nm
Output Power in SM Fiber	P_o		2		mW
Spectral Modulation Depth p-p	Δ			4.5	%
				0.2	dB
Operating Current	I_F		200		mA
Back Facet Monitor	Available upon request				



Absolute Maximum Ratings

Parameter	Min.	Max.	Unit
Operating Temperature	-20	70	°C
Storage Temperature	-40	85	°C
TEC Drive Current		1.5	A
TEC Drive Voltage		3.6	V
Thermistor Resistance	10 kΩ @ 25 °C		
SLED Chip Temperature Setting	25 °C		
Fiber Type	SM800 or HI780		
Fiber Jacket	250 μm tight buffer with 900 μm loose tube		
Package	14-pin DIL/8-Pin BUT		

Package Dimensions



14-Pin BUT Package

14-Pin DIL Package

Pin Definition

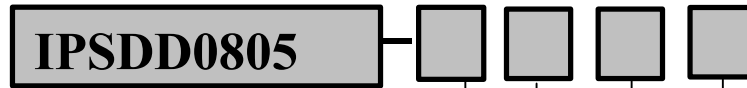
14-pin BUT package				14-pin DIL package			
Pin	Function	Pin	Function	Pin	Function	Pin	Function
1	TEC(+)	8	NC	1	TEC(+)	8	NC
2	Thermistor	9	NC	2	NC	9	SLD (-)
3	NC	10	SLD (+)	3	NC	10	Case
4	NC	11	SLD (-)	4	NC	11	Thermistor
5	Thermistor	12	NC	5	SLD (+)	12	Thermistor
6	NC	13	Case	6	NC	13	NC
7	NC	14	TEC(-)	7	NC	14	TEC(-)

- If the SLD is ordered with a Back Facet Monitor, Pin 7 is PD-Cathode and Pin 8 is PD-Anode

All information contained herein is believed to be accurate and is subject to change without notification. No responsibility is assumed. Please contact InPhenix for more information. InPhenix and the InPhenix logo are trademarks of InPhenix Inc.. All rights are reserved.

INPHENIX

Part Numbering System



Model-

IPSSDD0805: 880nm FOS-type SLED Device
IPSSDD0806: 880nm OCT-type SLED Device

Package-

1: 14-pin DIL
2: 8-pin Butterfly
3: 14-pin Butterfly

Fiber Type:

1- SM Fiber
2- PM Fiber

Jacket Type:

1- 900 μ m
2- 250 μ m tight buffer

Connector Type:

0=No Connectors	5=N/A
1=N/A	6=N/A
2=N/A	7=SC/APC
3=FC/APC	8=SC/UPC
4=FC/UPC	9=N/A

Back Facet Monitor:

Available upon request

Example: IPSSDD0805-3224: 880 nm SLED in 14-pin Butterfly with 250 μ m fiber jacket PM fiber with FC/UPC connectors

Corporate Office

250 North Mines Rd
Livermore, CA 94551
Tel: 925.606.8809
Fax: 925.606.8810
www.inphenix.com
sales@inphenix.com